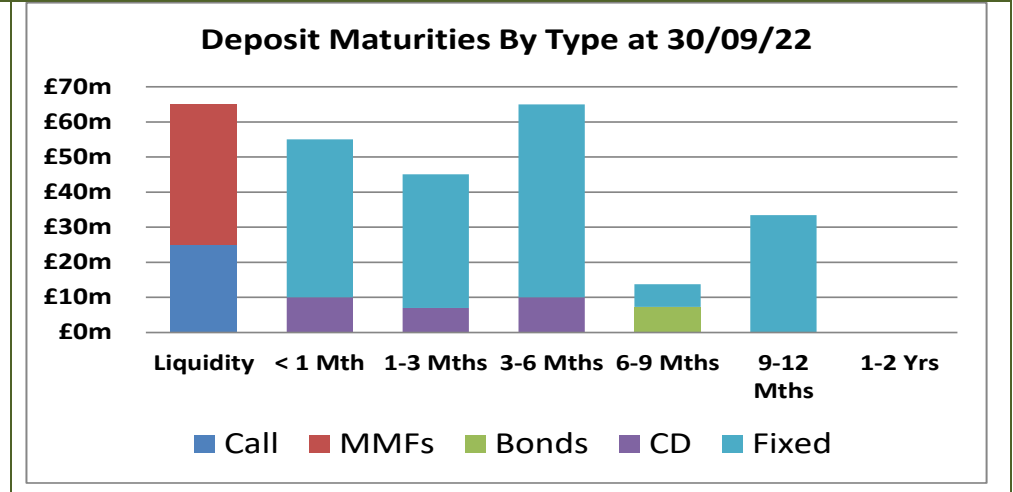
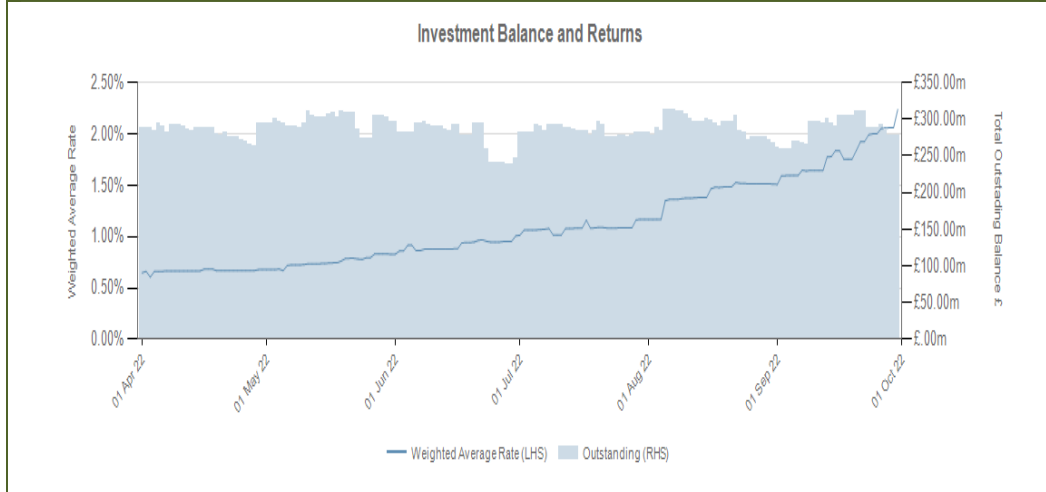


Investment Position at 30th September 2022

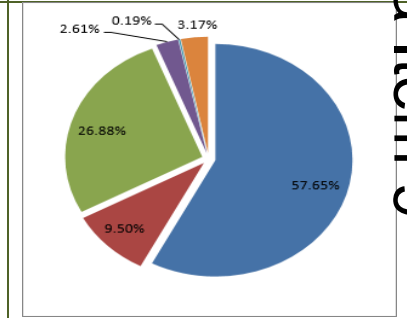
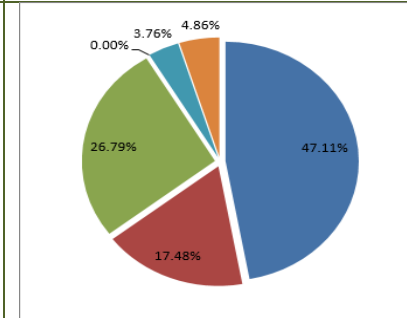
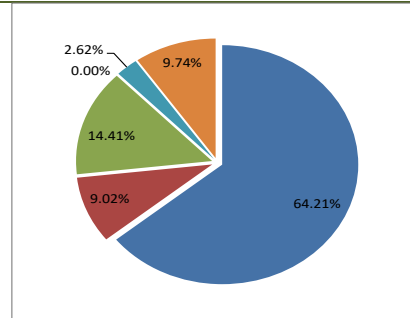
Investments Outstanding 30.9.2022	Weighted Average Maturity (WAM)	Benchmark Return (ON/3 Month SONIA) Annualised	Council Performance Annualised
£277.253m	116 Days	1.503%	1.093%



Link Benchmarking Analysis of Investments on 30th September 2022

	LCC	Benchmark Group (14)	English Counties (14)
Return at 30.9.22	2.19%	1.76%	1.79%
WAM	116	80	102
Risk Weighted Score (Duration & Credit Quality)	3.70	3.03	2.77
Model Banding- Expected Return for Risk Taken	1.62% - 1.97%	1.56% - 1.91%	1.55% - 1.90%

2.491%	Fixed Deposits
1.520%	Call & O/N
1.385%	CDs
2.296%	Bonds
2.126%	MMFs
0.000%	Enhanced MMFs



This page is intentionally left blank